



Timberlam
LAMINATE

The — DISCOVER
LAMINATES

THAT — STYLES

BLEND

OPULENCE — THAT

And — ENRICH

DURABILITY

— SPACES NATURALLY



LAMINATES REDEFINED

SUPERIOR QUALITY LAMINATES



Versatile Charm

The collection blends modern aesthetics with the timeless charm of wood, stone, marble, and Pantone color shades, offering versatility.

Innovative Designs


From minimalism to intricate patterns, each laminate design reflects innovation and creativity, pushing the boundaries of conventional aesthetics.

Ultimate Durability

Engineered with high-quality materials to withstand the rigors of daily life, our laminates combine style with durability for long-lasting beauty.

Superior Efficiency

Experience efficiency in design and installation with our range of laminates designed for ease of use in spaces and easy maintenance.



15+
FINISHES

116+
DESIGNS

1mm
LAMINATE




WOOD



STONE




MARBLE



PANTONE

The eloquently diverse aesthetics of the collection bring together the timeless appeal of wood, stone, and marble designs, along with the modern and vibrant spectrum of Pantone shades in a range of 280+ laminates in one standard dimension and thickness of 1mm. Each design is meticulously crafted to reflect the natural beauty, color, and textures for realistic and contemporary interiors.

DIVERSE AESTHETICS



WE OFFER QUALITY WITHOUT COMPROMISING STYLE



ECO-FRIENDLY MANUFACTURING

The collection uses eco-friendly manufacturing processes that minimize environmental impact by prioritizing sustainable practices and materials, ensuring our products are environmentally responsible.



UNPARALLELED EXCELLENCE

Each laminate sheet in our collection epitomizes unparalleled excellence in design and craftsmanship with meticulous details, superior designs, high-quality raw materials, and stringent quality checks.




SUSTAINABLY SOURCED MATERIALS

Our laminates are made from sustainably and ethically sourced materials and raw materials, providing our customers with an eco-conscious choice that doesn't compromise on style or quality.



Remarkable Features



Horizontal Application



Vertical Application



Fingerprint Resistant



Protect+ Antibacterial



Dimensional Stability



Fire Resistant



Light Duty Horizontal



UV Stable Indoor Use



Formable



Stain Resistant



Soft Touch



Super Glossy



Citrus Acid Resistant



Heat Resistant



Water Resistant



Scratch Resistant



Fast Installation



Low Maintenance

The laminates boast remarkable features that assist in easy application, low maintenance, and long life of the product in your spaces.

Versatile Applications



Kitchen



Living Room



Bathroom



Dining Area



Study Room



Children's Room



Tv Room



Bedroom



Library



School



Hospital



Government Building



Café & Restaurant



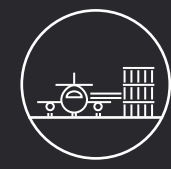
Spa



Shopping Complex



Office



Airport



Hotel

Designed for extensive applications and use, the laminate collection is ideal for a multitude of applications in residential as well as commercial settings.



LAYERS OF
NATURE INSPIRED
LAMINATES

90x90

7601 \ SPMR
SNOW VEIL

NEW

90x90

7603 \ SPMR
SOFT SLATE

NEW

90x90

7605 \ SPMR
STARDUST GREY

NEW

90x90

7602 \ SPMR
SATIN MOUSSE

NEW

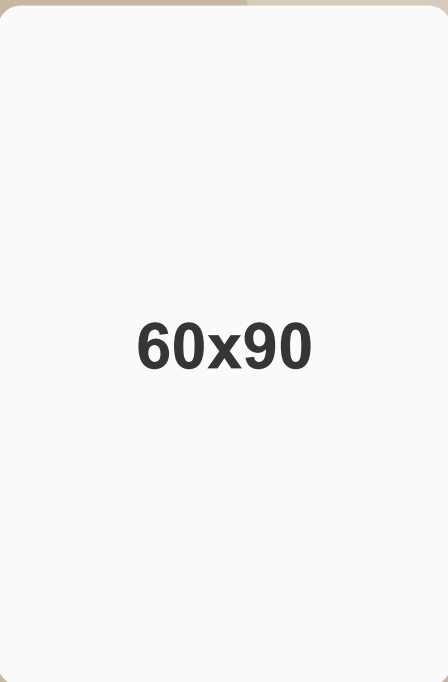
90x90

7604 \ SPMR
SANDSTONE BEIGE

NEW

EMBARK ON A JOURNEY OF INNOVATION

Venture into the world of innovative laminates and discover the art of transforming interiors and spaces with colors and textures.



7020 \ MR
CHALK WHITE

NEW



7024 \ MR
VISTA WHITE

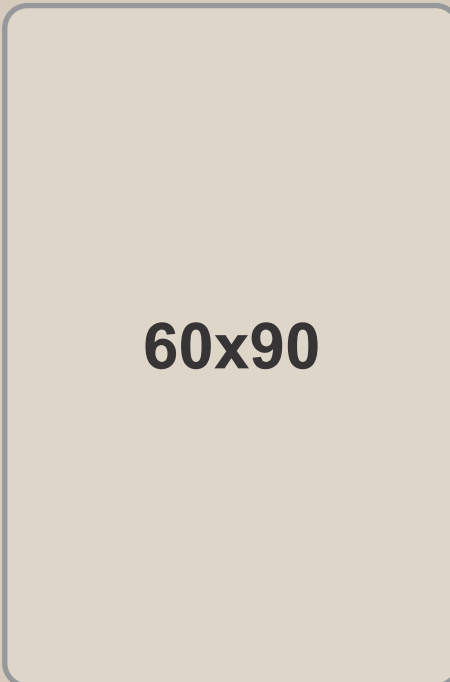


7014 \ MR
EGRET WHITE

NEW



7033 \ MR
PALE SMOKE



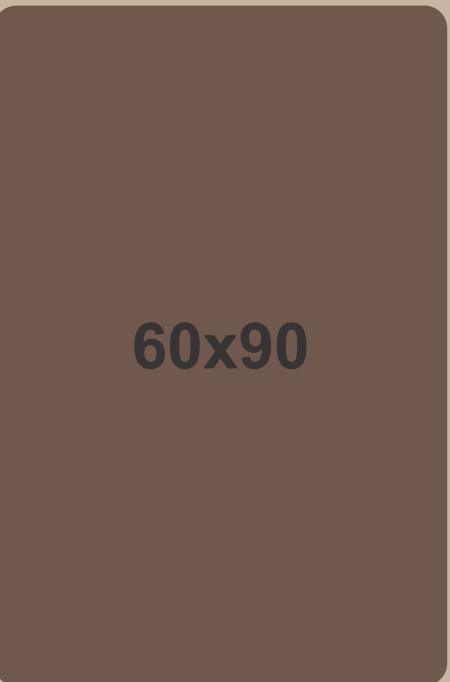
7040 \ MR
LINEN BEIGE



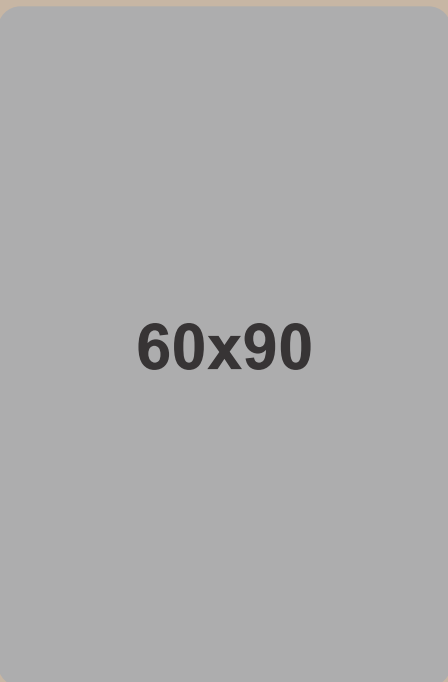
7044 \ MR
URBAN TAUPE



7045 \ MR
CORAL BEIGE




7012 \ MR
EARTH SONG



7039 \ MR
SLEGH BEELS

NEW



7013 \ MR
BRUSHED STEEL

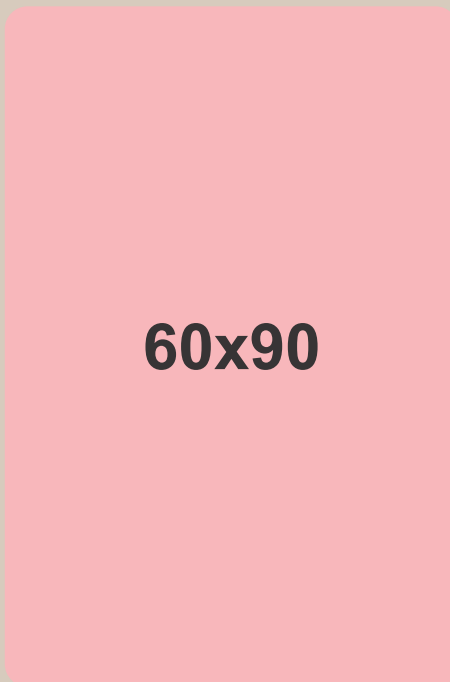


7009 \ MR
COAL DUST

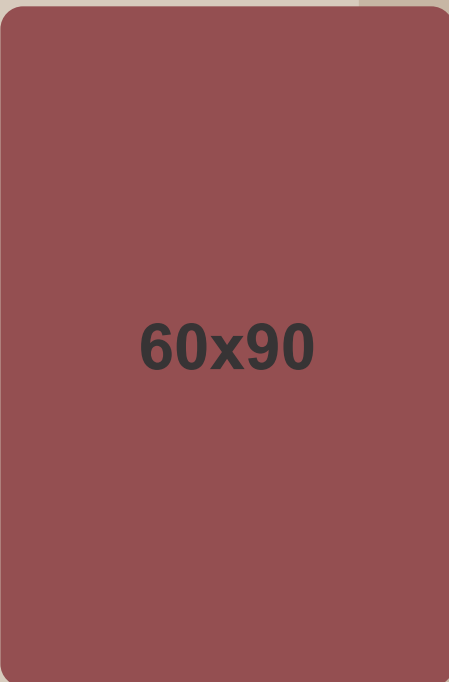


7049 \ MR
VANILLA VEIL

NEW



7028 \ MR
PINK ESSENCE



7018 \ MR
BURGUNDY PLUS



7029 \ MR
CANARY YELLOW



7509 \ MR
PASTEL GREEN



7048 \ MR
TRELLE BEIGE

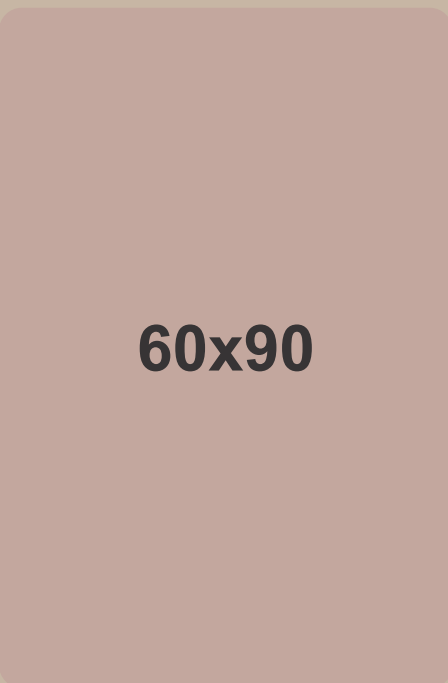


7054 \ MR
WHEAT WAVE

NEW



7037 \ MR
IVORY KEYS



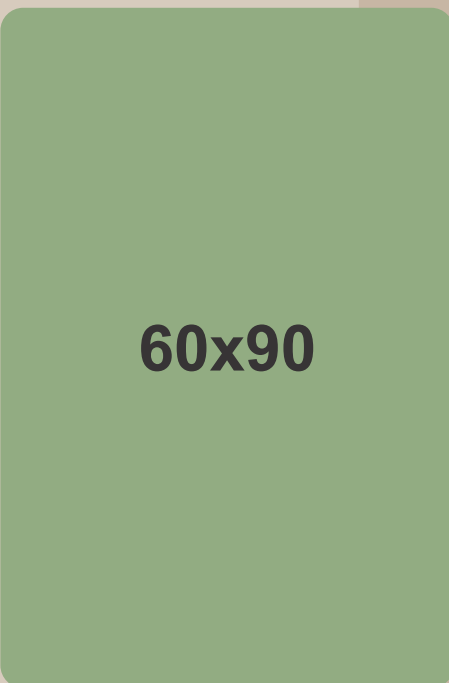
7047 \ MR
DESERT TAUPE

NEW

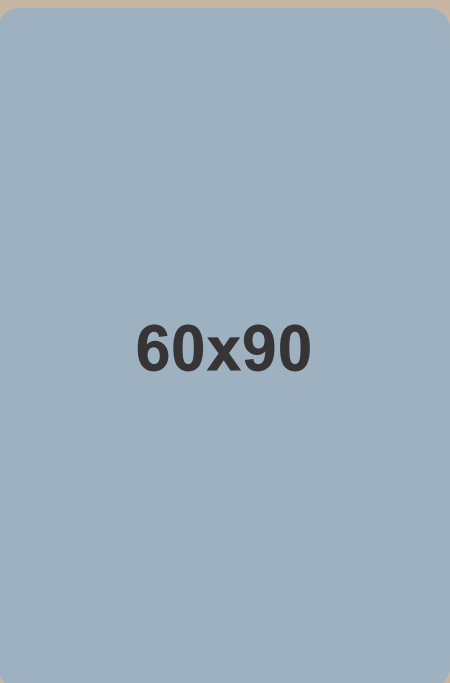


7046 \ MR
LAUREL GREEN

NEW



7043 \ MR
SAGE GREEN



7506 \ MR
CADET GREY

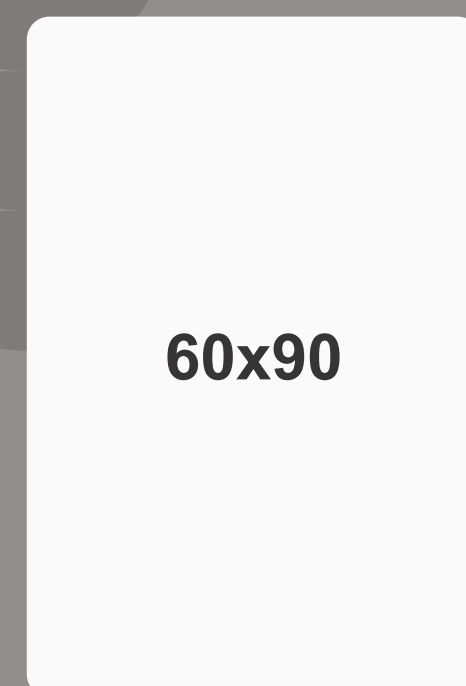


7500 \ MR
PRUSSIAN TEAL



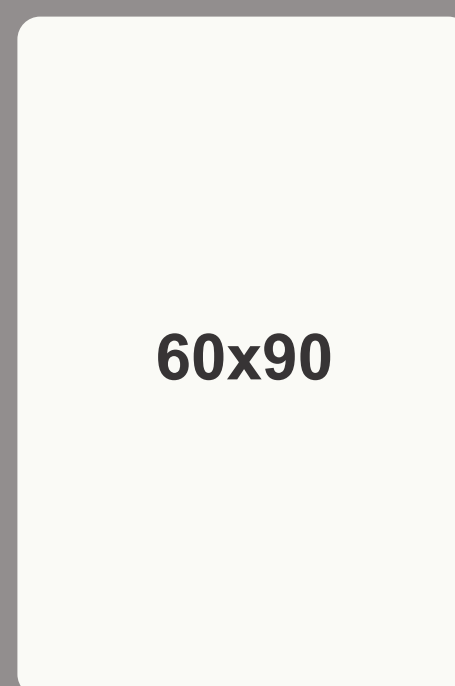
UNLEASH A CREATIVE SYMPHONY

Usher and unleash a creative symphony in your spaces with an exclusive range of laminates in captivating colors and impressions.

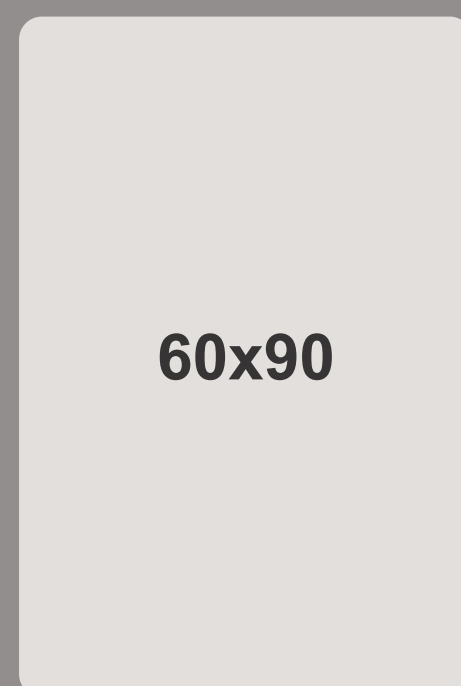


7020 \ U
CHALK WHITE

NEW

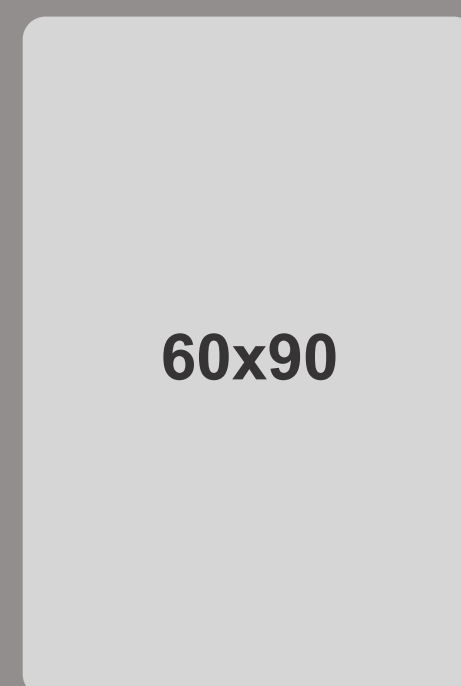


7024 \ U
VISTA WHITE



7014 \ U
EGRET WHITE

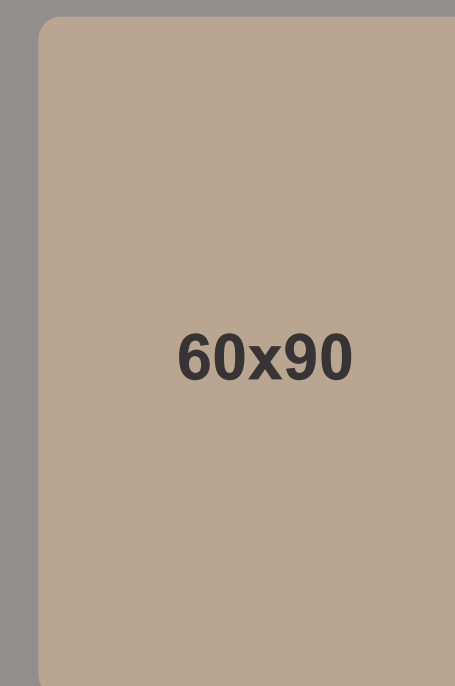
NEW



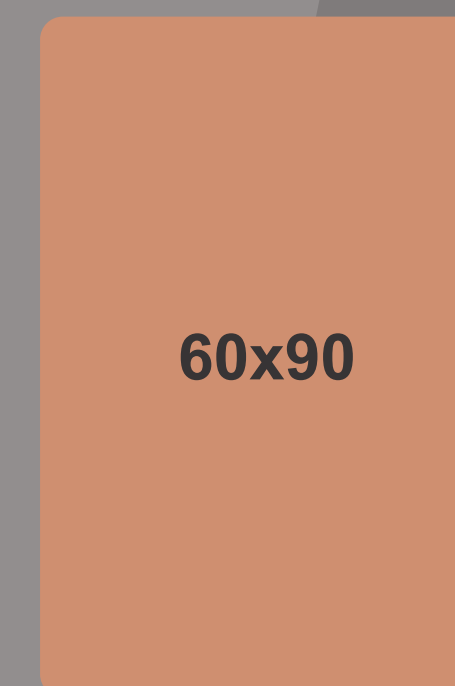
7033 \ U
PALE SMOKE



7040 \ U
LINEN BEIGE



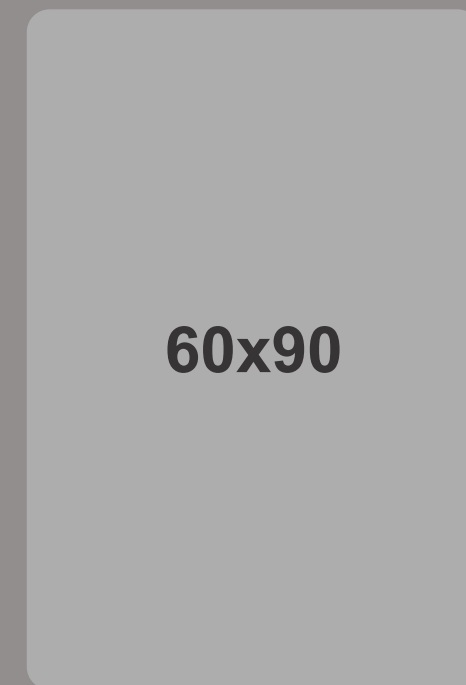
7044 \ U
URBAN TAUPE



7045 \ U
CORAL BEIGE

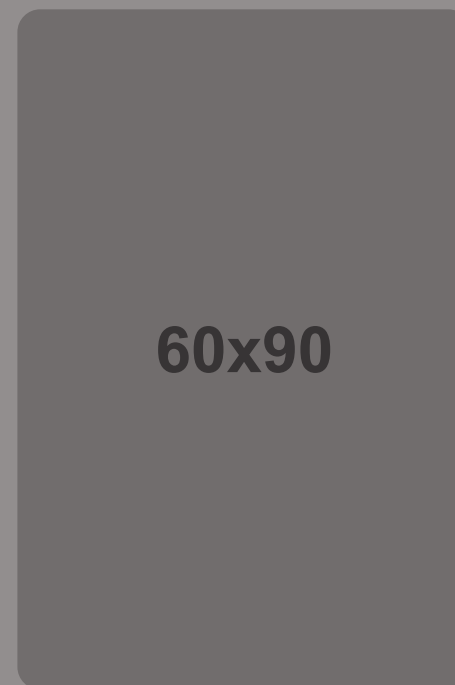


7012 \ U
EARTH SONG

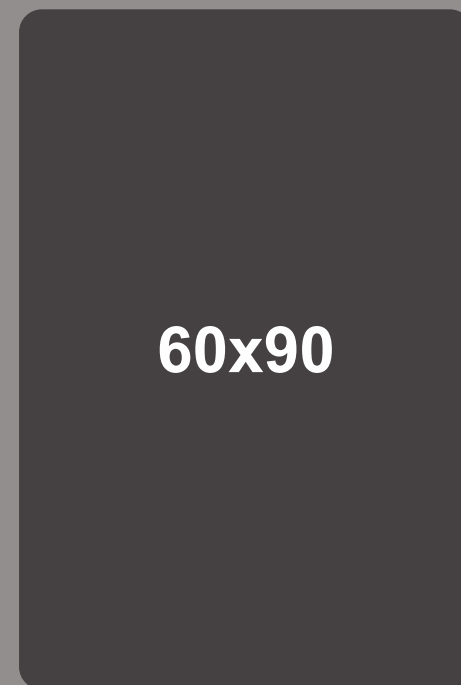


7039 \ U
SLEGH BEELS

NEW



7013 \ U
BRUSHED STEEL

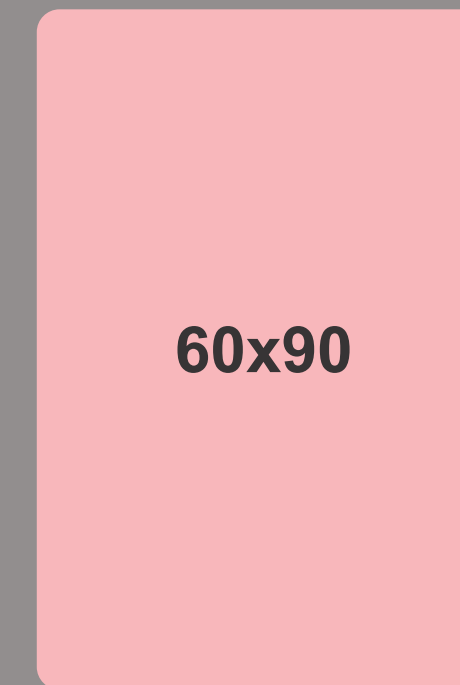


7009 \ U
COAL DUST

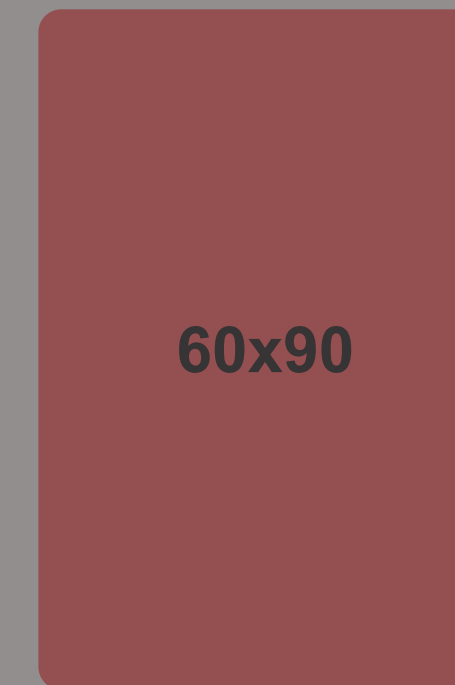


7049 \ U
VANILLA VEIL

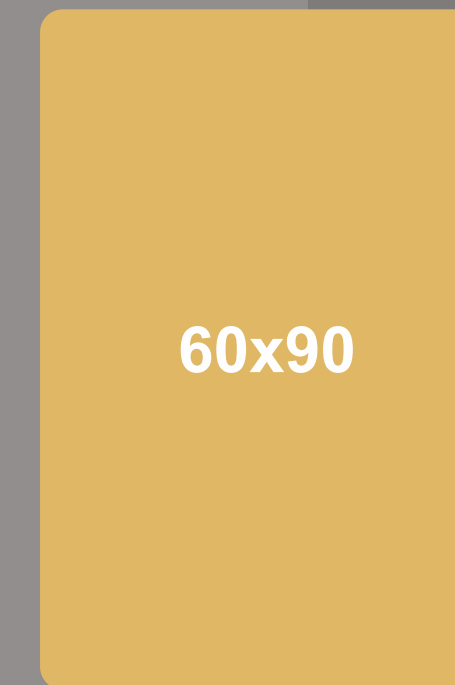
NEW




7028 \ U
PINK ESSENCE



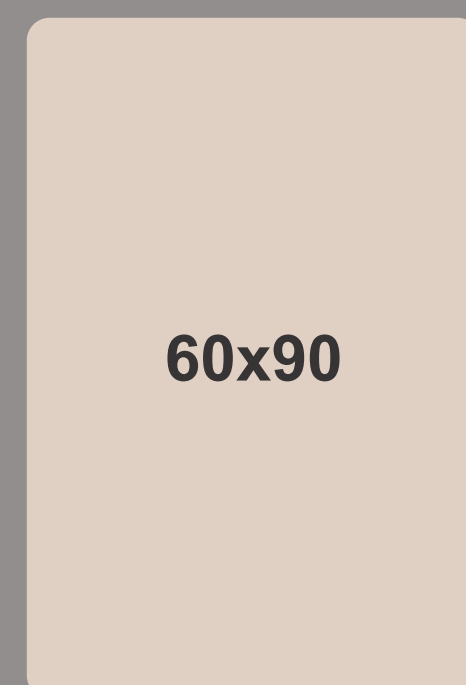
7018 \ U
BURGUNDY PLUS



7029 \ U
CANARY YELLOW



7009 \ U
PASTEL GREEN



7048 \ U
TRELLE BEIGE

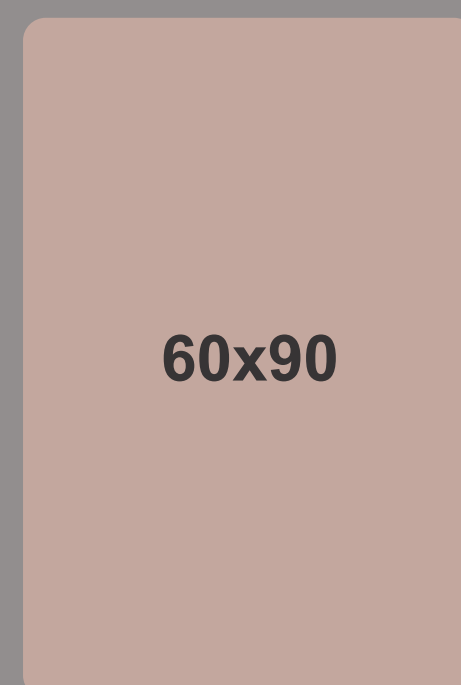


7054 \ U
WHEAT WAVE

NEW

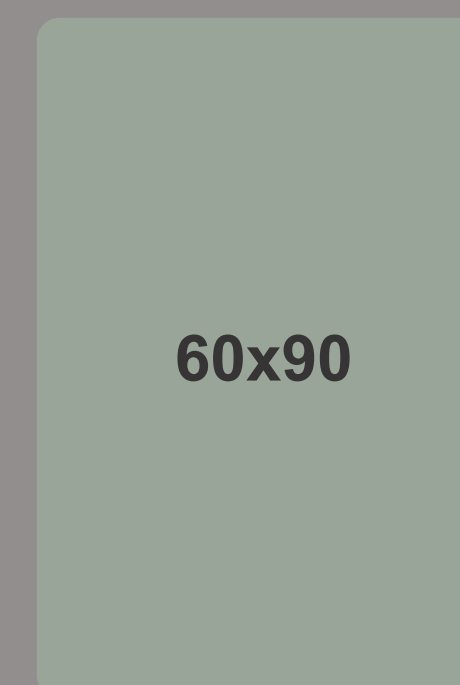


7037 \ U
IVORY KEYS



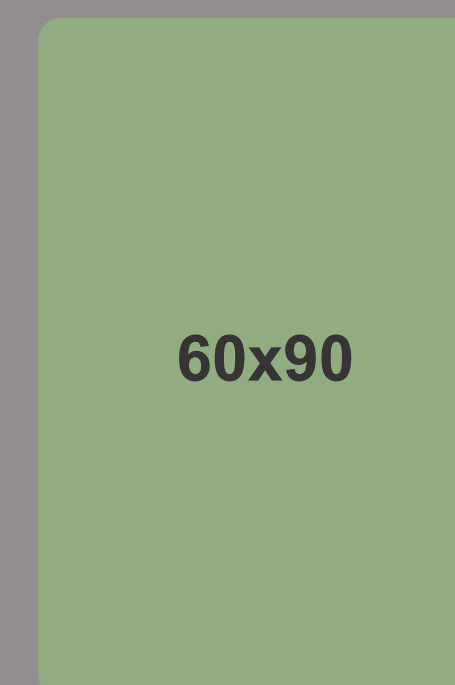
7047 \ U
DESERT TAUPE

NEW

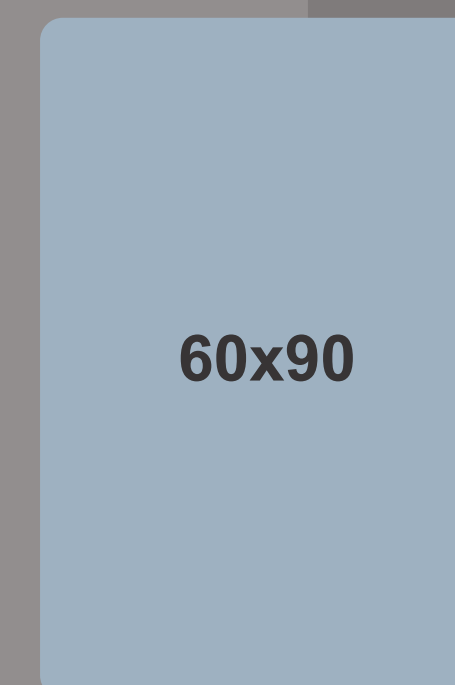


7046 \ U
LAUREL GREEN

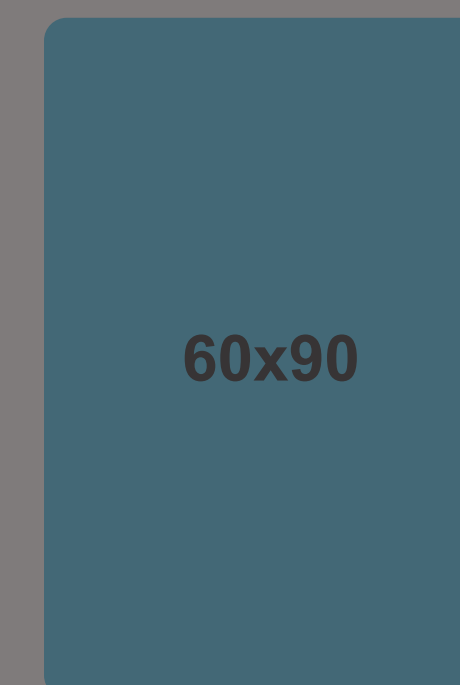
NEW



7043 \ U
SAGE GREEN



7006 \ U
CADET GREY



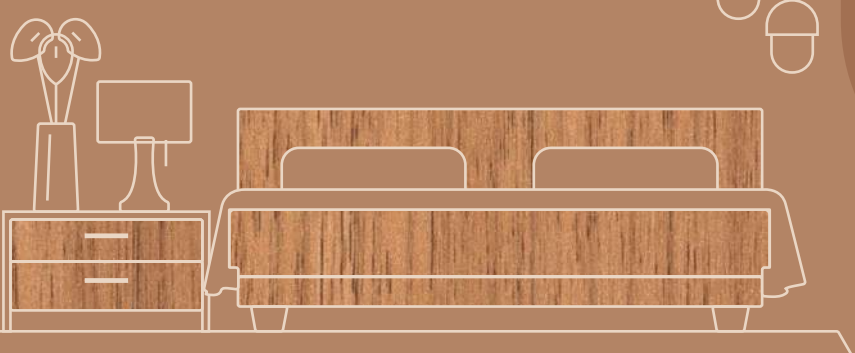
7030 \ U
PRUSSIAN TEAL



* 9217 \ TPW
RIVER BIRCH

* 7013 \ U
BRUSHED STEEL

THE GRACE OF WOOD




Discover the ageless grace and beauty of wood in laminates, which embrace the delicate and durable charm of the natural wonder and bring it to your spaces to transform them.



ELE GANCE

Natural wood embodies an unparalleled elegance that transcends trends and time. Replicating the same elegance, we bring you laminates embracing the warmth and allure of wood.

280x370



60x90



9217 \ TPW
RIVER BIRCH

NEW

7013 \ U
BRUSHED STEEL



FERVOUR & ZEAL OF NATURE



Capturing the fervour and zeal of nature, these laminates infuse your spaces with vibrant energy, bold colors, intricate designs, and dynamic patterns of nature's beauty.



INHERENT WARMTH

Bring a sense of comfort and tranquility to any space with the natural tones and textures of exclusive laminates that add a touch of elegance and a feeling of connection to nature in your spaces.

280x370



9203 \ VA
SCORCHED GRASS


NEW

60x90

7046 \ MR
LAUREL GREEN

NEW

ELABORATE



190x290

9210 \ TPV
WOVEN WICKER

NEW



80x120

7048 \ TPV
TRELLE BEIGE

NEW



80x120

7046 \ TPV
LAUREL GREEN

NEW

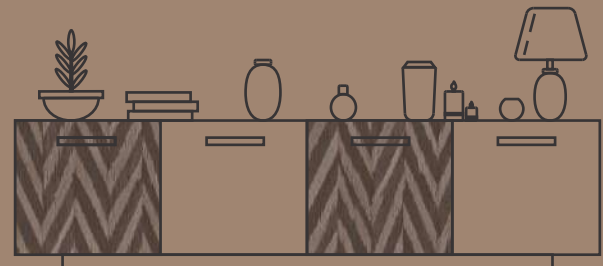


80x120

7029 \ TPV
CANARY YELLOW

NEW

These exclusive laminate designs capture the rich, detailed grain patterns and warm hues of wood, mixing them with modern designs to offer your spaces a sophisticated and trendy style.



190x290

9211 \ N
CHEVRON BROWN

NEW



190x290

9221 \ N
CHEVRON RUSSET

NEW



* 9220 \ ZG
ZEBRA WOOD

* 7013 \ U
BRUSHED STEEL



RICH FORM OF WOOD

Embrace the durability and fineness of wood and its aesthetics in your spaces with rich designs of laminates packed with contemporary strength and form.



WOOD ESSENCE

Capture the essence of delicate patterns of woodgrain in your spaces with laminates exclusively crafted in the light of nature's beauty and its intricate details.

280x370



9220 \ ZG
ZEBRA WOOD

NEW

7013 \ U
BRUSHED STEEL

60x90

RECLAIM AESTHETICS OF OUTDOORS

Reclaim the aesthetics of the outdoors with these laminates that echo the wild beauty and raw charm of nature. These designs bring the untamed spirit of wood and meadows into interior spaces.



URBAN ELEGANCE

Reimagine wood in modern contexts, where natural beauty meets metropolitan sophistication blending the timeless appeal of wood's earthy tones with the sleek lines and contemporary aesthetics of urban living.

280x370



9183 \ RW
SUEDE BUFF



9174 \ RK
SILVER STAR

60x90



NATURE'S FINESSE

Perfect for modern homes and commercial spaces alike, these laminates, with the versatility of design and finesse of wood, create environments that resonate with both comfort and character.

280x370

280x370



60x90

60x90



9185 \ MR
SILKY WHISPER

7012 \ MR
EARTH SONG



9185 \ U
SILKY WHISPER

7012 \ U
EARTH SONG



DIVE INTO WOOD WORLD

Dive into the world of wood with modern laminates, which push the boundaries of traditional craftsmanship with innovative designs rooted in the traditional elegance of wood.

ORGANIC ESSENCE

Embrace the fusion of modern elegance and organic essence with exclusive laminate designs that mirror the intricate patterns and earthy tones of wood with sophisticated modern refinement.

280x370



9186 \ TPW
NUTTY WONDER



5041 \ ST
EXOTIC FLINT

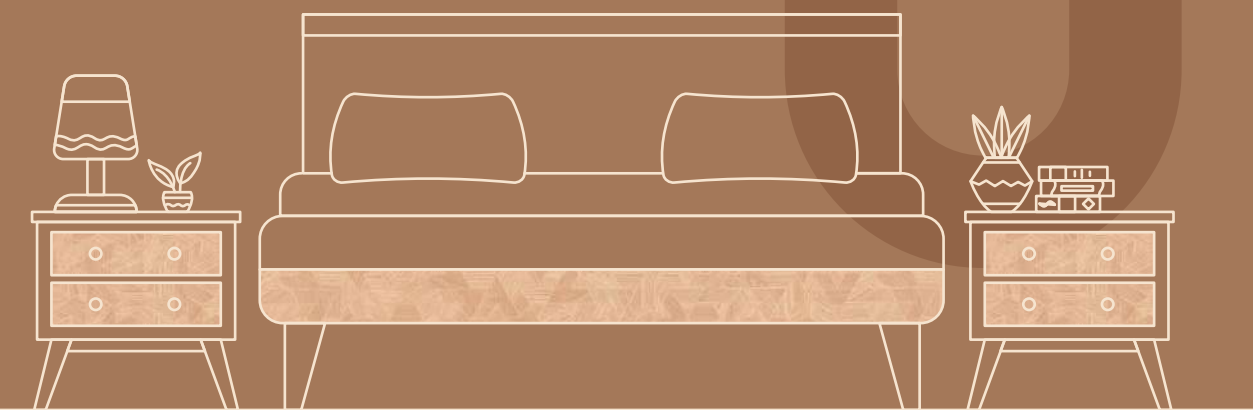
60x90



* 9179 \ ZG
RUSTIC ART

* 7013 \ ZG
BRUSHED STEEL

MODERN TWIST ON WOOD



Enjoy a modern twist on the charming appeal of wood with the innovative laminate design masterfully crafted for new-age homes and spaces with their roots in the earthy elegance of wood.



CONTE MPORARY

Step into the realm of contemporary design with laminates that elegantly echo the natural allure of wood. These modern interpretations seize the essence of wood's organic textures and rich hues.

280x370




60x90



9179 \ ZG
RUSTIC ART

7013 \ ZG
BRUSHED STEEL



7024 \ ZG
VISTA WHITE



7012 \ ZG
EARTH SONG




7013 \ ZG
BRUSHED STEEL



7009 \ ZG
COAL DUST

SUBTLE REFINEMENT

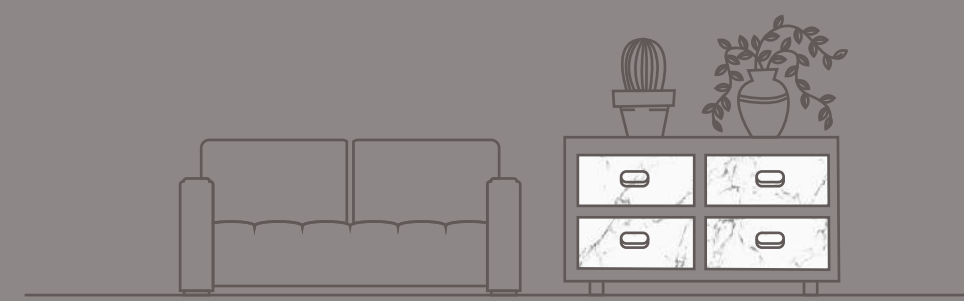
Enjoy a delicate interplay of textures and hues with new-age laminate designs where understated elegance speaks volumes with the gentle whisper of sophisticated colors.



9104 \ TA
OCEAN SPRAY



9105 \ TA
OCEAN MIST



LAVISH

Elevate your environment with natural stone-like laminates. These luxurious laminates emulate the beauty of natural stones with stunning accuracy, showcasing intricate patterns and luxurious tones.

190x290



9100 \ U
SPECTAR WHITE

NEW

190x290




9212 \ U
GRANITE BEIGE

NEW



190x290

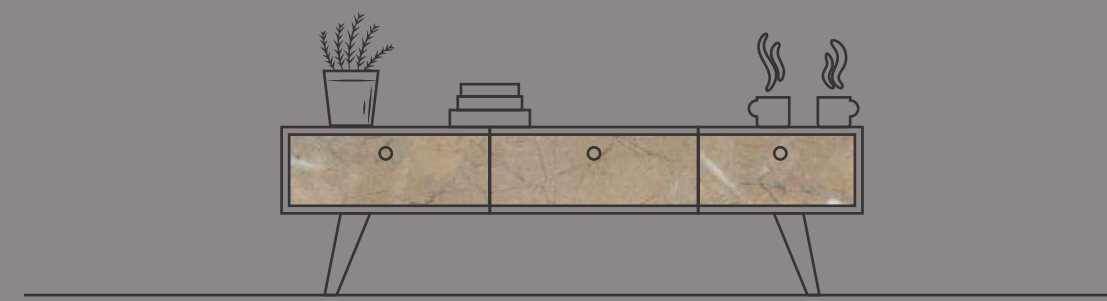



9072 \ U
ITALIAN MARVEL



9219 \ U
FLUORITE GREEN

NEW



UNREFINED

Discover the unrefined elegance in natural stone-inspired laminates that marry luxurious aesthetics with sustainable sensibility. These laminates mimic the intricate veining and rich hues of natural stones.

190x290



9100 \ MR
SPECTAR WHITE


NEW

190x290




9212 \ MR
GRANITE BEIGE

NEW




9072 \ MR
ITALIAN MARVEL

190x290



9219 \ MR
FLUORITE GREEN

NEW





* 9126 \ U
EXURBAN STORM

60x90



9125 \ ST
EXURBAN ROUGE

60x90



9126 \ ST
EXURBAN STORM

60x90



9125 \ U
EXURBAN ROUGE

60x90




9126 \ U
EXURBAN STORM

Embrace the beauty of natural stones with versatile laminates that replicate the unique textures, aesthetics, and colors of natural stones. These laminates are a practical alternative to traditional stone aesthetics.




190x290



9214 \ U
TRAVERTINE NATURAL

NEW

190x290




9213 \ U
TRAVERTINE GREY

NEW



Transform your space with the timeless spectacle of opulent white marble-inspired laminates. These laminates capture the luxurious allure of marble with delicate veining and a pristine white background.



9202 \ U
SNOW DRIFT



9147 \ U
MARBLE MAZE



9147 \ MR
MARBLE MAZE




9202 \ MR
SNOW DRIFT




SMART PERFECTION

Discover smart perfection with marble-like laminate designs that redefine elegance. These designs seamlessly fuse the allure of marble's natural veining and textures with the practicality of laminate.




9114 \ MR
PRISTINE JEWEL

7013 \ SS
BRUSHED STEEL



9114 \ SS
PRISTINE JEWEL

7012 \ SS
EARTH SONG



135x370



9218 \ MR
SMOKED OAK

NEW

135x370



9203 \ MR
SCORCHED GRASS

NEW

SUBLIMITY

With the look and feel of genuine wood, these laminates add a timeless sublimity and a restful ambiance to any room making sure that the serene elegance of wood elevates your interiors to new heights.

135x190



9215 \ MR
NARRA WOOD

NEW

135x190



9145 \ MR
SABLE LUXURY

135x190



9119 \ MR
TINTED OAK

135x190



9120 \ MR
TINTED TAN



* 9176 \ MR
GRAND UMBER

135x190



9182 \ MR
DUSKY BLOOM

135x190



9172 \ MR
TIGER TRENT

RESTFUL

Embrace the restful charm of wood in laminate designs, where tranquility meets timeless elegance. These laminates replicate the soothing textures and warm hues of natural wood, creating serene and inviting spaces.

135x190



9176 \ MR
GRAND UMBER

135x190



9177 \ MR
GRAND AUTUMN

135x190



9180 \ MR
IMPERIAL BLUSH

135x190



9181 \ MR
SANDY BLUSH



PLACID

Presenting you designs where natural elegance meets serene sophistication. These laminates beautifully mimic the soft and warm hues of wood, infusing spaces with an inviting ambiance.




135x190



9077 \ MR
ALPINE BLAZE

135x190




9123 \ MR
WOOD NYMPH

135x190



9086 \ MR
SIERRA ROSEWOOD

135x190



9088 \ MR
MAGIC MAPLE

135x190



9117 \ MR
ALLIS WALNUT

135x190



9118 \ MR
TAWNY DELIGHT

135x190



9124 \ MR
HONEY TWIG

135x190



9121 \ MR
FLORESTA BAY

AGELESS

Create cozy and sophisticated environments with wood-inspired laminates with rich textures and inviting tones of wood to radiate timeless warmth, enduring beauty, and comfort into your spaces.



9122 \ MR
PINE VISTA

135x190



9127 \ MR
STORMY SECRET

135x190



9052 \ MR
DARK SPARK

190x290



9122 \ MR
PINE VISTA

135x190



9050 \ MR
BURNT ORANGE

135x190



9132 \ MR
SMOKEY CEDAR




FRESH PERSPECTIVE


Discover a fresh perspective in laminate designs with wood aesthetics reimagined in modern style. These innovative laminates capture the natural beauty of wood while embracing contemporary styles.



9058 \ L
TWILIGHT CHARM




9055 \ L
SWEET DELIGHT



9115 \ L
PYRAMID PRIME





182.5x370



100x370



9142 \ VQ
CARAMEL BREW



9143 \ VQ
IVORY BREW

POSH PANACHE


Ideal for those who appreciate a blend of traditional wood charm and modern flair, these laminates offer a visual appeal that enhances interiors with a fresh aesthetic of modern and classic times.



182.5x370



100x370




9166 \ TPY
SYLVAN TINT



9165 \ TPY
EARTHY TINT





182.5x370

100x370



9112 \ LO
RUSSET SAGE



9111 \ LO
SALMON SAGE

MUTED ACCENTS

Uncover the muted accents of our modern laminate collection, perfectly suited for contemporaneous homes and spaces. These designs feature subtle hues and understated textures that blend seamlessly.



135x370

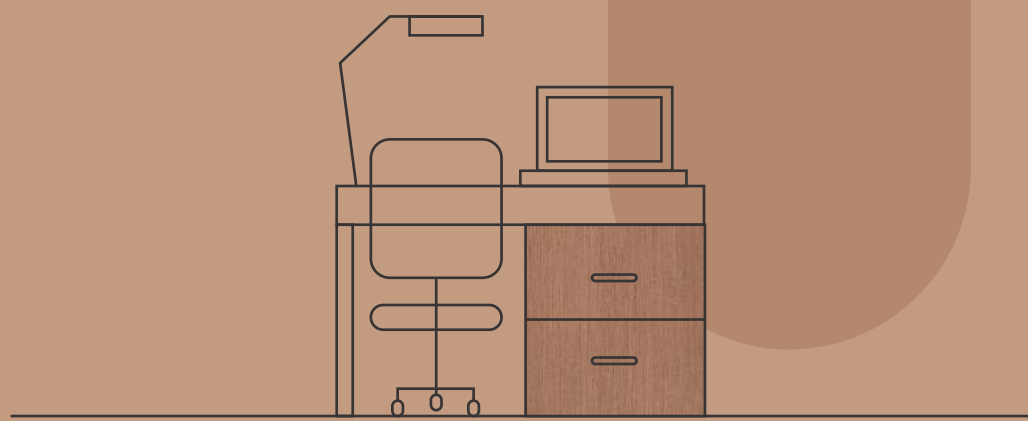
135x370



9168 \ TPZ
SLATE BROWN



9167 \ TPZ
SLATE CREAM



135x370

135x370



9170 \ TPX
SIENNA DESERT



9169 \ TPX
VERDURE DESERT



9207 \ TPX
OLD WOOD

NEW



9125 \ ZG
EXURBAN ROUGE

GENTLE URBANITY

Experience the gentle urbanity of our laminate designs and colors tailored for your contemporary spaces. These laminates embody a refined urban aesthetic with soft tones and modern textures.

280x370

60x90



CLASSIC CHARISMA

Experience the enduring allure of classic charisma in laminate designs. These laminates embody timeless elegance with their rich textures and sophisticated finishes, adding a touch of refinement to any space.

135x370




9118 \ GA
TAWNY DELIGHT

135x370



9117 \ GA
ALLIS WALNUT

135x370



9206 \ GA
PEROBA UMBER

NEW

135x370



9205 \ GA
PEROBA ROSA

NEW



SUBTLE REFINEMENT

Enjoy the subtle refinement with our modern laminate designs that closely resemble natural wood textures and designs capturing the essence of natural wood with precision.

135x370



9128 (HZ) \ U
ELFIN CEDAR

135x370



9129 (HZ) \ U
ELFIN OLIVO

135x370



9109 \ U
SOFT ELM

135x370



9110 \ U
MYSTIC ELM



WARM ESTHETICS

The warm, tan colors of these laminates evoke a sense of coziness and sophistication, making them suitable for interiors modern and minimalist to rustic or traditional adding a touch of warmth and natural beauty.

135x370



9178 \ GA
ANTIQUE LUSTER


135x370



9175 \ GA
FOREST UMBRA



135x370



9208 \ GA
BRAZIL WOOD

NEW

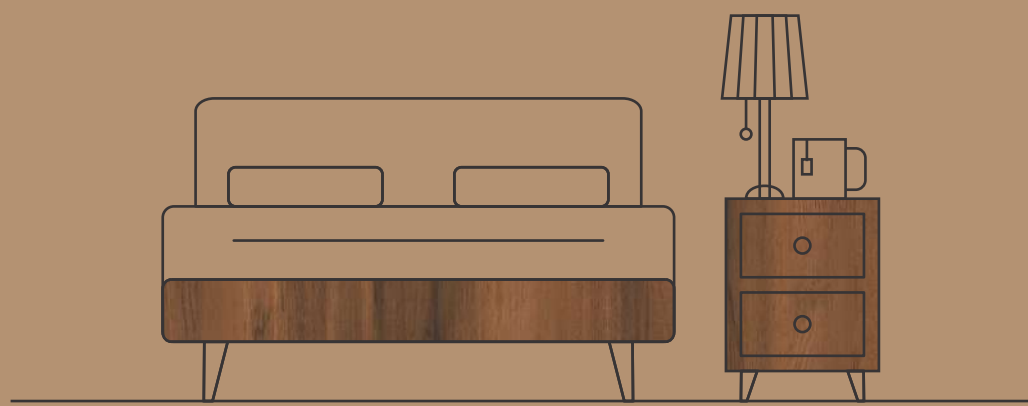
135x370



9209 \ GA
CANARY WOOD

NEW





CALM ELEGANCE

Ideal for those who appreciate the beauty of understated design and quiet finesse, these laminates feature subtle wood patterns and soothing tones that create a harmonious atmosphere.

135x370



9132 \ GA
SMOKEY CEDAR

135x370



9218 \ GA
SMOKED OAK

NEW

135x370



9119 \ GA
TINTED OAK

135x370



9120 \ GA
TINTED TAN




* 9177 \ VA
GRAND AUTUMN

* 7009 \ U
COAL DUST

* 7506 \ MR
CADET GREY

* 7037 \ MR
IVORY KEYS

60x90



7506 \ MR
CADET GREY

60x90



7037 \ MR
IVORY KEYS

60x90



7009 \ U
COAL DUST

60x90



7009 \ MR
COAL DUST

REAL ESSENCE

Embrace the essence of real wood with intricate grains and rich tones captured in the laminates that create a warm and inviting atmosphere and complement a modern color palette.

135x370



9177 \ VA
GRAND AUTUMN

135x370




9176 \ VA
GRAND UMBER




EVOKE MEMORIES

The allure of classic wood patterns evokes nostalgia, a sense of longing, and memories of a distinct time. Each laminate, through grains, textures, patterns, and colors, tells a story in your spaces.



9186 \ U
NUTTY WONDER



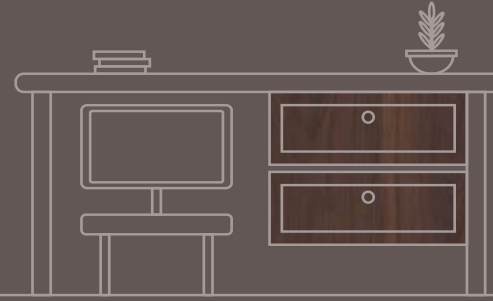
9182 \ CA
DUSKY BLOOM



9181 \ CA
SANDY BLUSH



9180 \ CA
IMPERIAL BLUSH



135x190



5903 \ ST
ECLECTIC GOLD

135x190



9123 \ RB
WOOD NYMPH

135x190



9117 \ SB
ALLIS WALNUT

135x190




9118 \ SB
TAWNY DELIGHT



MODERN SENSIBILITIES

Envision a space where the warmth and texture of wood meet sleek, modern design. The exclusive laminate designs and modern patterns are inspired by classic wood and seamlessly blend the old with the new.

280x370



9113 \ AL
CLOUDY WONDER

60x90



7048 \ U
TRELLE BEIGE



DEEP IMPACT

Leave lasting influence and a deep impact on your visitors with a classic collection that sets your interiors apart. These laminates are designed to allow your space distinction from the ordinary.



280x370

100x370

182.5x370

60x90

7024 (HZ) \ SW
VISTA WHITE

9052 (HZ) \ SW
DARK SPARK



9123 (HZ) \ BL
WOOD NYMPH

7044 \ U
URBAN TAUPE





GRAND APPEAL

Take the appeal of your spaces to a grand level with the elegant, graceful, and classic aesthetics of laminates designed to transform your spaces into spaces grander and more luxurious.



100x370

100x370



9172 (HZ) \ SW
TIGER TRENT

5903 (HZ) \ SW
ECLECTIC GOLD



9145 (HZ) \ SW
SABLE LUXURY

5903 (HZ) \ SW
IMPERIAL GOLD



POETIC AUTHENTICITY

Our laminates, designed in the light of natural wood, embody poetic authenticity. Each piece captures the soul of nature, with intricately detailed grains and hues that echo the beauty of real wood.

135x370



5034 \ RO
VINTAGE WOOD

135x370



9208 \ RO
BRAZILWOOD

NEW

135x370



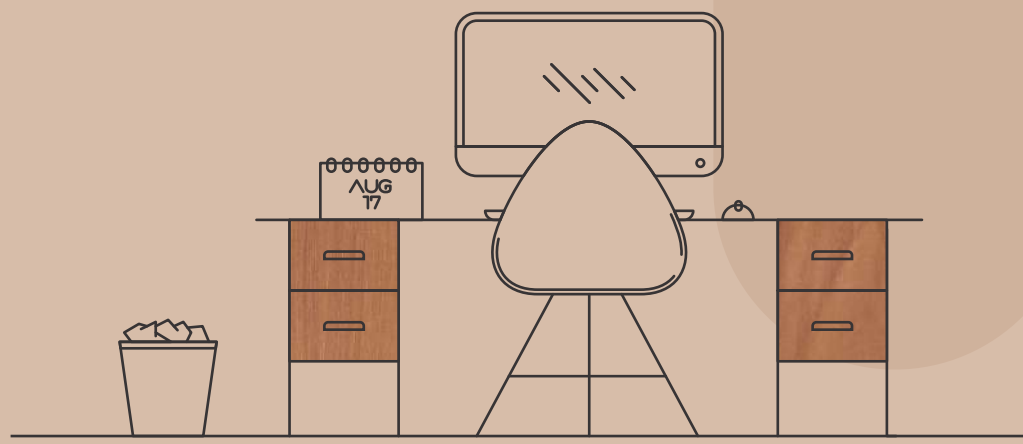
9116 \ VN
BURNISH PINE

135x370



9215 \ VN
NARRA WOOD

NEW



TRENDY COLLECTION

Cutting-edge design meets unparalleled versatility in our laminate collection. It captures the latest trends through patterns, colors, and textures.

135x370



9131 \ CW
DAMASK PRIME


135x370



9215 \ CW
NARRA WOOD

NEW

182x370



9150 \ VW
HAZEL STAR

100x370



9124 \ VW
HONEY TWIG

UNIQUE COMPLIMENT

Gather unique compliments for your spaces with these exceptional laminates, designed to impress and inspire with their stunning aesthetics, and unparalleled craftsmanship.

135x190



9205 \ VQ
PEROBA ROSE

NEW

135x190



9206 \ VQ
PEROBA UMBER

NEW

135x190



9178 \ VQ
ANTIQUE LUSTER

135x190



9175 \ VQ
FOREST UMBRA

135x370



9180 \ VQ
IMPERIAL BLUSH

135x370



9181 \ VQ
SANDY BLUSH



* 9098 \ VZ
CHOCO FROST

* 9099 \ VZ
CORAL FROST



135x190

9119 \ VZ
TINTED OAK



135x190

9120 \ VZ
TINTED TAN

STATELY

Embrace the stately aura of classic laminates, where timeless elegance meets refined sophistication. These laminates exude a dignified charm, reminiscent of grand estates and historical mansions.



135x190

9183 \ VZ
SUEDE BUFF




135x190

9088 \ VZ
MAGIC MAPLE



135x190


9099 \ VZ
CORAL FROST



135x190

9098 \ VZ
CHOCO FROST





MYSTIC

Discover the mystic patterns of woodgrain in laminates designed to enchant and captivate. These laminates mimic the ethereal beauty of natural wood, showcasing intricate grains and mesmerizing swirls.

135x190



9217 \ V
RIVER BIRCH

NEW

135x190



9208 \ V
BRAZILWOOD

NEW

135x190



9207 \ V
OLD WOOD

NEW

135x190



9203 \ V
SCORCHED GRASS


NEW

135x190



9127 (HZ) \ V
STORMY SECRET

135x190




9132 (HZ) \ V
SMOKEY CEDAR

135x190



9130 \ BW
GOLD RUSH


135x190



9171 \ VZ
ALPINE WINE

PRIME

Uncover top-tier laminates crafted with precision and care, featuring the finest materials to ensure durability and lasting beauty with an array of stunning patterns to choose.



135x190




9076 \ CA
SANGRIA GLOW



135x190



5040 \ CA
CANARA TINT



135x190

7024 \ CA
VISTA WHITE



135x190



9127 \ CA
STORMY SECRET



135x190



9077 \ CA
ALPINE BLAZE



135x190



9121 \ CA
FLORESTA BAY



135x190



9051 \ CA
SAHARA DUNE



135x190



9138 \ CA
APRICOT ALLURE



RANGE

Discover the widest range of laminates, offering an unparalleled selection of styles, patterns, and finishes to suit every taste and need. The extensive collection ensures there's something for every interior.



9180 \ SF
IMPERIAL BLUSH



9181 \ SF
SANDY BLUSH



9051 \ SF
SAHARA DUNE



9171 \ SF
ALPINE WINE




9109 \ SF
SOFT ELM



9110 \ SF
MYSTIC ELM



9138 \ SF
APRICOT ALLURE



5034 \ SF
VINTAGE WOOD



9116 \ SF
BURNISH PINE

INDEX

DESIGN NO.	FINISH	DESIGN NAME	PAGE NO.
5034	RO	VINTAGE WOOD	74
5034	SF	VINTAGE WOOD	86
5040	CA	CANARA TINT	84
5041	ST	EXOTIC FLINT	25
5903	ST	ECLECTIC GOLD	68
5903	(HZ) \ SW	ECLECTIC GOLD	72
5903	(HZ) \ SW	IMPERIAL GOLD	73
7009	MR	COAL DUST	8
7009	U	COAL DUST	10
7009	ZG	COAL DUST	28
7009	U	COAL DUST	64
7009	MR	COAL DUST	64
7012	MR	EARTH SONG	9
7012	U	EARTH SONG	11
7012	MR	EARTH SONG	22
7012	U	EARTH SONG	23
7012	ZG	EARTH SONG	28
7012	SS	EARTH SONG	39
7013	MR	BRUSHED STEEL	8
7013	U	BRUSHED STEEL	10
7013	U	BRUSHED STEEL	13
7013	U	BRUSHED STEEL	19
7013	ZG	BRUSHED STEEL	27
7013	ZG	BRUSHED STEEL	28
7013	SS	BRUSHED STEEL	38
7014	MR	EGRET WHITE	8
7014	U	EGRET WHITE	10
7018	MR	BURGUNDY PLUS	9
7018	U	BURGUNDY PLUS	11
7020	MR	CHALK WHITE	8
7020	U	CHALK WHITE	10
7024	MR	VISTA WHITE	8
7024	U	VISTA WHITE	10
7024	ZG	VISTA WHITE	28
7024	(HZ) \ SW	VISTA WHITE	71
7024	CA	VISTA WHITE	85
7028	MR	PINK ESSENCE	9
7028	U	PINK ESSENCE	11
7029	MR	CANARY YELLOW	9
7029	U	CANARY YELLOW	11
7029	TPV	CANARY YELLOW	16
7030	MR	PRUSSIAN TEAL	9
7030	U	PRUSSIAN TEAL	11
7033	MR	PALE SMOKE	9
7033	U	PALE SMOKE	10
7037	MR	IVORY KEYS	8
7037	U	IVORY KEYS	10
7037	MR	IVORY KEYS	64
7039	MR	SLEGH BEELS	8
7039	U	SLEGH BEELS	10
7040	MR	LINEN BEIGE	9
7040	U	LINEN BEIGE	11
7043	MR	SAGE GREEN	9
7043	U	SAGE GREEN	11
7044	MR	URBAN TAUPE	9
7044	U	URBAN TAUPE	11
7044	U	URBAN TAUPE	70
7045	MR	CORAL BEIGE	9
7045	U	CORAL BEIGE	11
7046	MR	LAUREL GREEN	9
7046	U	LAUREL GREEN	11
7046	MR	LAUREL GREEN	15
7046	TPV	LAUREL GREEN	16
7047	MR	DESERT TAUPE	8
7047	U	DESERT TAUPE	10
7048	MR	TRELLE BEIGE	8
7048	U	TRELLE BEIGE	10
7048	TPV	TRELLE BEIGE	16
7048	U	TRELLE BEIGE	69
7049	MR	VANILLA VEIL	8
7049	U	VANILLA VEIL	10
7054	MR	WHEAT WAVE	8
7054	U	WHEAT WAVE	10
7506	MR	CADET GREY	9
7506	U	CADET GREY	11
7506	MR	CADET GREY	64

DESIGN NO.	FINISH	DESIGN NAME	PAGE NO.
7509	MR	PASTEL GREEN	9
7509	U	PASTEL GREEN	11
7601	SPMR	SNOW VEIL	7
7602	SPMR	SATIN MOUSSE	7
7603	SPMR	SOFT SLATE	7
7604	SPMR	SANDSTONE BEIGE	7
7605	SPMR	STARDUST GREY	7
9050	MR	BURNT ORANGE	47
9051	CA	SAHARA DUNE	85
9051	SF	SAHARA DUNE	86
9052	MR	DARK SPARK	47
9052	(BWZ) \	DARK SPARK	71
9055	L	SWEET DELIGHT	48
9058	L	TWILIGHT CHARM	48
9072	U	ITALIAN MARVEL	30
9072	MR	ITALIAN MARVEL	32
9076	CA	SANGRIA GLOW	84
9077	MR	ALPINE BLAZE	44
9077	CA	ALPINE BLAZE	84
9086	MR	SIERRA ROSEWOOD	45
9088	MR	MAGIC MAPLE	45
9088	VZ	MAGIC MAPLE	81
9098	VZ	CHOCO FROST	81
9099	VZ	CORAL FROST	81
9100	U	SPECTAR WHITE	30
9100	MR	SPECTAR WHITE	32
9104	TA	OCEAN SPRAY	29
9105	TA	OCEAN MIST	29
9109	U	SOFT ELM	59
9109	SF	SOFT ELM	86
9110	U	MYSTIC ELM	59
9110	SF	MYSTIC ELM	86
9111	LO	SALMON SAGE	52
9112	LO	RUSSET SAGE	52
9113	AL	CLOUDY WONDER	69
9114	MR	PRISTINE JEWEL	38
9114	SS	PRISTINE JEWEL	39
9115	L	PYRAMID PRIME	49
9116	VN	BURNISH PINE	75
9116	SF	BURNISH PINE	86
9117	MR	ALLIS WALNUT	44
9117	GA	ALLIS WALNUT	56
9117	SB	ALLIS WALNUT	68
9118	MR	TAWNY DELIGHT	44
9118	GA	TAWNY DELIGHT	56
9118	SB	TAWNY DELIGHT	68
9119	MR	TINTED OAK	41
9119	GA	TINTED OAK	63
9119	VZ	TINTED OAK	80
9120	MR	TINTED TAN	41
9120	GA	TINTED TAN	63
9120	VZ	TINTED TAN	80
9121	MR	FLORESTA BAY	45
9121	CA	FLORESTA BAY	84
9122	MR	PINE VISTA	46
9123	MR	WOOD NYMPH	44
9123	RB	WOOD NYMPH	68
9123	(HZ) \ BL	WOOD NYMPH	70
9124	MR	HONEY TWIG	45
9124	VW	HONEY TWIG	77
9125	ST	EXURBAN ROUGE	34
9125	U	EXURBAN ROUGE	34
9125	ZG	EXURBAN ROUGE	55
9126	ST	EXURBAN STORM	34
9126	U	EXURBAN STORM	34
9127	MR	STORMY SECRET	47
9127	(HZ) \ V	STORMY SECRET	83
9127	CA	STORMY SECRET	85
9128	(HZ) \ U	ELFIN CEDAR	58
9129	(HZ) \ U	ELFIN OLIO	58
9130	BW	GOLD RUSH	83
9131	CW	DAMASK PRIME	76
9132	MR	SMOKEY CEDAR	47
9132	GA	SMOKEY CEDAR	62
9132	(HZ) \ V	SMOKEY CEDAR	83
9138	CA	APRICOT ALLURE	85

DESIGN NO.	FINISH	DESIGN NAME	PAGE NO.
9138	SF	APRICOT ALLURE	86
9142	VQ	CARAMEL BREW	50
9143	VQ	IVORY BREW	50
9145	MR	SABLE LUXURY	41
9145	(HZ) \ SW	SABLE LUXURY	73
9147	U	MARBLE MAZE	36
9147	MR	MARBLE MAZE	36
9150	VW	HAZEL STAR	77
9165	TPV	EARTHY TINT	51
9166	TPV	SYLVAN TINT	51
9167	TPZ	SLATE CREAM	53
9168	TPZ	SLATE BROWN	53
9169	TPX	VERDURE DESERT	54
9170	TPX	SIENNA DESERT	54
9171	VZ	ALPINE WINE	83
9171	SF	ALPINE WINE	86
9172	MR	TIGER TRENT	42
9172	(HZ) \ SW	TIGER TRENT	72
9174	RK	SILVER STAR	21
9175	GA	FOREST UMBRA	60
9175	VQ	FOREST UMBRA	78
9176	MR	GRAND UMBER	43
9176	VA	GRAND UMBER	65
9177	MR	GRAND AUTUMN	43
9177	VA	GRAND AUTUMN	65
9178	GA	ANTIQUÉ LUSTER	60
9178	VQ	ANTIQUÉ LUSTER	78
9179	ZG	RUSTIC ART	27
9180	MR	IMPERIAL BLUSH	43
9180	CA	IMPERIAL BLUSH	67
9180	VQ	IMPERIAL BLUSH	79
9180	SF	IMPERIAL BLUSH	86
9181	MR	SANDY BLUSH	43
9181	CA	SANDY BLUSH	67
9181	VQ	SANDY BLUSH	79
9181	SF	SANDY BLUSH	86
9182	MR	DUSKY BLOOM	42
9182	CA	DUSKY BLOOM	66
9183	RW	SUEDE BUFF	21
9183	VZ	SUEDE BUFF	81
9185	MR	SILKY WHISPER	22
9185	U	SILKY WHISPER	23
9186	TPW	NUTTY WONDER	25
9186	U	NUTTY WONDER	66
9202	U	SNOW DRIFT	37
9202	MR	SNOW DRIFT	37
9203	VA	SCORCHED GRASS	15
9203	MR	SCORCHED GRASS	40
9203	V	SCORCHED GRASS	82
9205	GA	PEROBA ROSA	57
9205	VQ	PEROBA ROSE	78
9206	GA	PEROBA UMBER	57
9206	VQ	PEROBA UMBER	78
9207	TPX	OLD WOOD	55
9207	V	OLD WOOD	82
9208	GA	BRAZILWOOD	61
9208	RO	BRAZILWOOD	74
9208	V	BRAZILWOOD	82
9209	GA	CANARY WOOD	61
9210	TPV	WOVEN WICKER	16
9211	N	CHEVRON BROWN	17
9212	U	GRANITE BEIGE	31
9212	MR	GRANITE BEIGE	35
9213	U	TRAVERTINE GREY	33
9214	U	TRAVERTINE NATURAL	35
9215	MR	NARRA WOOD	41
9215	VN	NARRA WOOD	75
9215	CW	NARRA WOOD	76
9217	TPW	RIVER BIRCH	13
9217	V	RIVER BIRCH	82
9218	MR	SMOKED OAK	40
9218	GA	SMOKED OAK	62
9219	U	FLUORITE GREEN	31
9219	MR	FLUORITE GREEN	33
9220	ZG	ZEBRA WOOD	19
9221	N	CHEVRON RUSSET	17

DISCLAIMER:

Prices will vary concerning the type, finish, thickness, size, and color. Please consult with our branches/dealers/factories before quoting. Advance notice of intended discontinued items will be informed to our regular customers. Our company shall not be held liable for any consequences resulting from disruption of supply. High-pressure laminates are meant for indoor use. Avoid using on areas exposed to direct sunlight or high-reflective areas.

Limited warranty: Decora warrants that under normal use and services, the material and workmanship of its products shall conform to the standards set forth on the applicable technical data sheet for a period of twelve (12) months from the date of sale to the first consumer purchaser. Dealers and distributors are provided with technical datasheets, which contain specific standards of performance for the product. If a product does not perform as warranted, the purchaser's sole remedy shall be limited to the repair and replacement of all or any part of the product, which is defective at the manufacturer's sole discretion. This warranty is not transferable and expires upon resale or transfer by the first consumer purchaser. This warranty shall not apply to defects or damage arising from any of the following: Accidents, abuse or misuse, exposure to extreme temperature, improper fabrication or installation & improper maintenance. No other warranties, expressed or implied are made, and under no circumstances shall the manufacturer be liable for any loss or damage arising from the purchase, use, or inability to use these products, or for any special, indirect, incidental, or consequential damage. No fabricator, installer, dealer, agent, or employee of Decora has the authority to modify the obligation or limitation of this warranty.



KEEP AWAY
FROM DIRECT
SUNLIGHT



ENGINEERED
FOR INTERIOR
USE ONLY



CARPENTER
FRIENDLY EASY
TO USE



100%
IMPORTED
PAPER



PURE
PHENOLIC
PRODUCT



1mm
THICKNESS

LIMITED WARRANTY

Kindly check the laminate sheet thoroughly and immediately after purchasing & before cutting. In case of manufacturing defects, only replacement of the used sheet will be made.



NO CLAIM WILL BE ENTERTAINED
FOR CRACKING ARISING DUE TO GROOVING, CURRYING,
OR L SHAPE




NO CLAIM WILL BE ENTERTAINED
FOR AIR BUBBLES



Date:

Name:



Multiply Inc.

Rajkot, Gujarat, India.

info@mydecora.com | www.mydecora.com

